



**WESSEX MODUMAX 200 Series
WATER MANIFOLD KITS**

Valved Water Manifold Kits

INSTALLATION INSTRUCTIONS

IMPORTANT NOTE

**THESE INSTRUCTIONS MUST BE READ
AND UNDERSTOOD BEFORE INSTALLING,
COMMISSIONING, OPERATING OR
SERVICING EQUIPMENT**

Customer After Sales Services

Telephone: **0845 450 2866** E-mail: **aftersales@hamworthy-heating.com** Fax: **01202 662522**

Technical Enquiries

To supplement the detailed technical brochures, technical advice on the application and use of products in the Hamworthy Heating range is available from our technical team in Poole and our accredited agents.

Site Assembly

Hamworthy offer a service of site assembly for many of our products in instances where plant room area is restricted. Using our trained staff we offer a higher quality of build and assurance of a boiler built and tested by the manufacturer.

Commissioning

Commissioning of equipment by our own engineers, accredited agents or specialist sub – contractors will ensure the equipment is operating safely and efficiently.

Maintenance Agreements

Regular routine servicing of equipment by Hamworthy service engineers inspects the safety and integrity of the plant, reducing the risk of failure and improving performance and efficiency. Maintenance agreements enable our customers to plan and budget more efficiently.

Breakdown service, repair, replacement

Hamworthy provide a rapid response breakdown, repair or replacement service through head office at Poole and accredited agents throughout the UK.

Spare Parts

A comprehensive spare parts service is operated from our factory in Poole, providing replacement parts for both current and discontinued products. Delivery of parts and components is normally from stock within seven days. However, a next day delivery service is available for breakdowns and emergencies.

WESSEX MODUMAX 200 Series WATER MANIFOLD KITS

Valved Water Manifold Kits

INSTALLATION INSTRUCTIONS

**NOTE: THESE INSTRUCTIONS SHOULD BE READ
AND UNDERSTOOD BEFORE ATTEMPTING
TO INSTALL, COMMISSION OR OPERATE THIS UNIT!**

THESE INSTRUCTIONS MUST BE READ IN CONJUNCTION WITH
THE WESSEX MODUMAX 200 SERIES
INSTALLER'S GUIDE (HHL Part No. 500001124)

**PUBLICATION NO. 500005119
ISSUE 'D'
MARCH 2006**

CONTENTS	PAGE
Front Page	i
Contents	ii
1.0 GENERAL INSTRUCTIONS	1
2.0 ASSEMBLY	3

TABLES: -

1a	Wessex ModuMax 200 Series 2 High Kit of Parts	1
1b	Wessex ModuMax 200 Series 3 High Kit of Parts	1

FIGURES: -

1	Water Manifold Assembled 2 High - General Overview	2
2	Water Manifold Assembled 3 High - General Overview	2
3	Base to Boiler Gap	3
4	Swivel Foot Adjustment	3
5	Wessex ModuMax 200 Series 2 High Dimensional Overview	4
6	Wessex ModuMax 200 Series 3 High Dimensional Overview	5
7	Suggested Condensate and Safety Relief Valve Plumbing	6

1.0 GENERAL INSTRUCTIONS

These instructions MUST be read in conjunction with the Wessex ModuMax 200 Series Installer's Guide (HHL Part No. 500001124).

SAFETY NOTE: All safety instructions referred to in the Installer's Guide must be adhered to, and a competent person must carry out all works referred to in this instruction.

These water manifold kits are specifically for use with Wessex Series boilers.

All manifold components are pressure tested prior to despatch.

NOTE: This water manifold kit is intended for use as reverse-return. However, should the manifold flow and return connections terminate on the same side, ensure that system design water flow rates are achieved through each boiler module.

1.1 Delivery

Remove all packing material and, referring to Table Nos. 1a & 1b, inspect the equipment to ensure that all parts are present and undamaged.

If in any doubt, DO NOT USE THE EQUIPMENT. Instead, contact HHL Technical Department.

Table No. 1a—WESSEX MODUMAX 2 HIGH - WATER MANIFOLD KIT - 562702047

HHL Part No.	Description	Qty
562702036	Fully Assembled 2 High Manifold Assy	1
563605290	Fasteners Pack; Comprising of;	1
740774291	M20 Spring Washers	16
748231559	M20 x 70 Hex Hd Bolts	16
748440325	M20 Hex Hd Full Nuts	16
531201127	Flange Gaskets	2

Table No. 1b—WESSEX MODUMAX 3 HIGH - WATER MANIFOLD KIT - 562702048

HHL Part No.	Description	Qty
562702037	Fully Assembled 3 High Manifold Assy	1
563605290	Fasteners Pack; Comprising of;	1
740774291	M20 Spring Washers	16
748231559	M20 x 70 Hex Hd Bolts	16
748440325	M20 Hex Hd Full Nuts	16
531201127	Flange Gaskets	2

Figure No. 1 - WESSEX MODUMAX WATER MANIFOLD 3 HIGH - ASSEMBLED

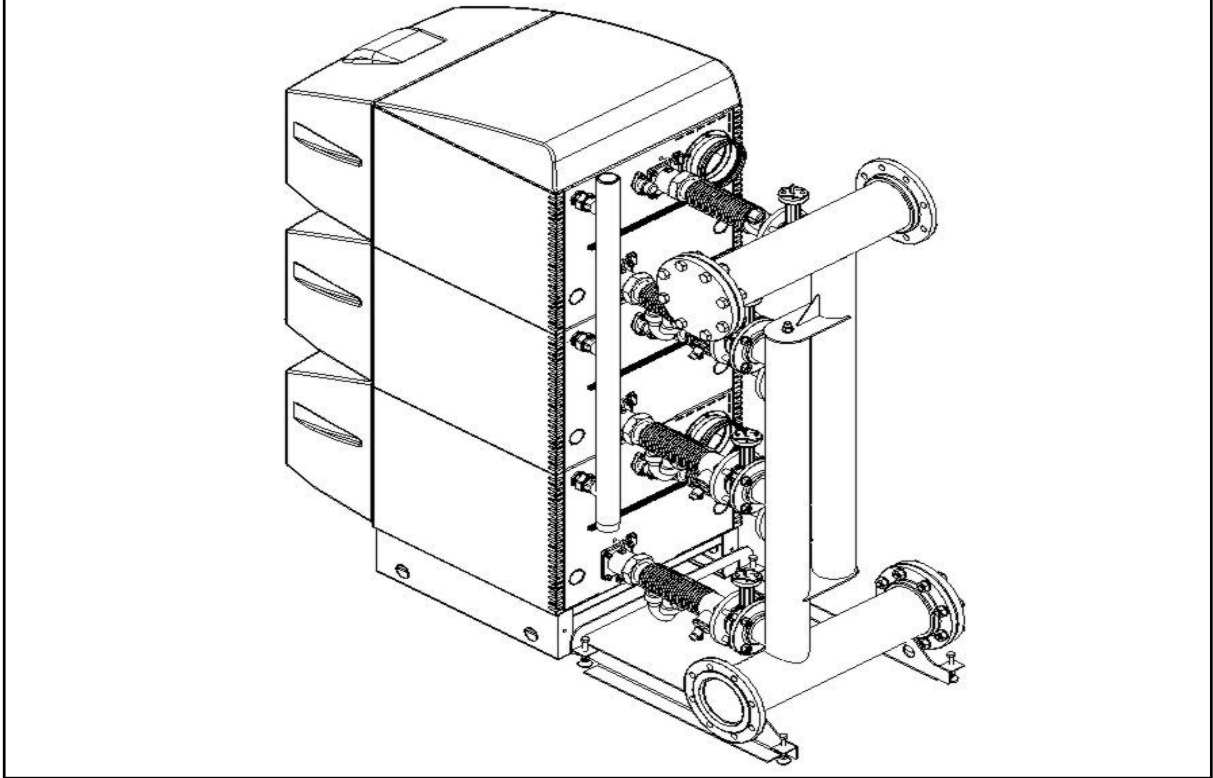
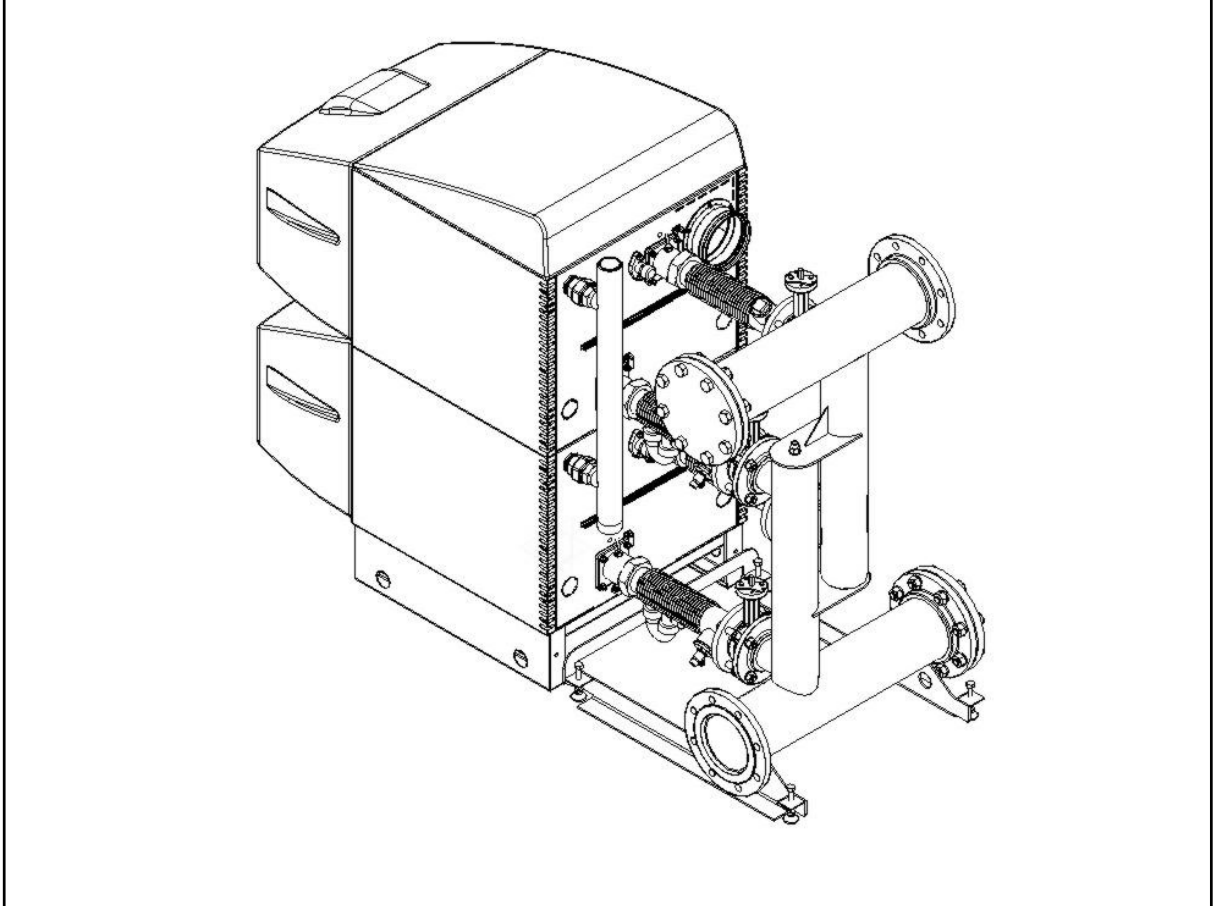


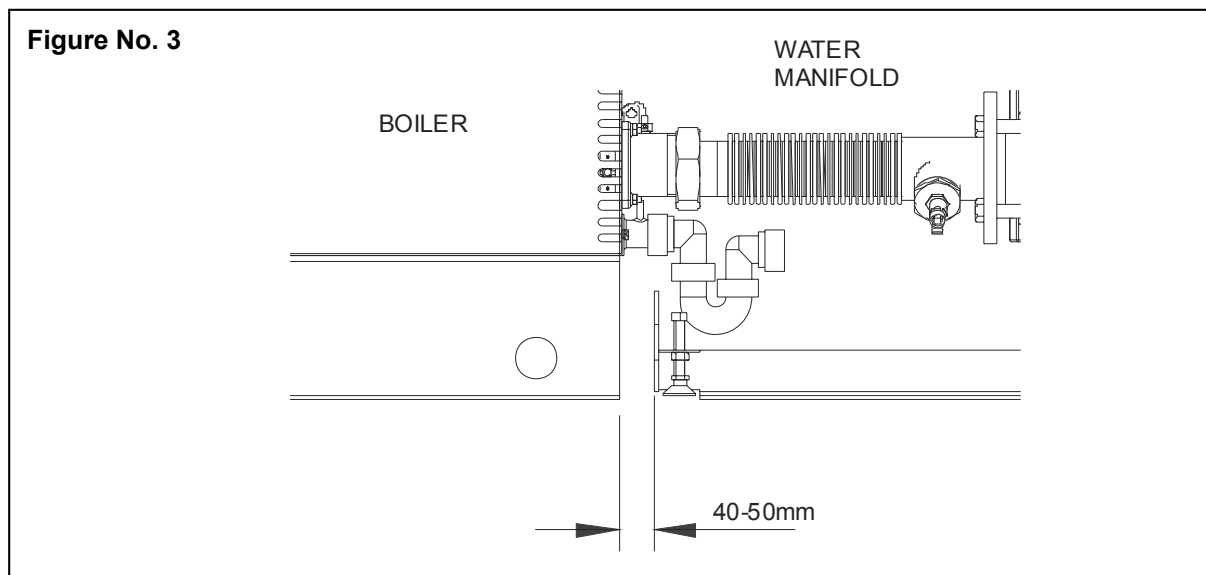
Figure No. 2 - WESSEX MODUMAX WATER MANIFOLD 2 HIGH - ASSEMBLED



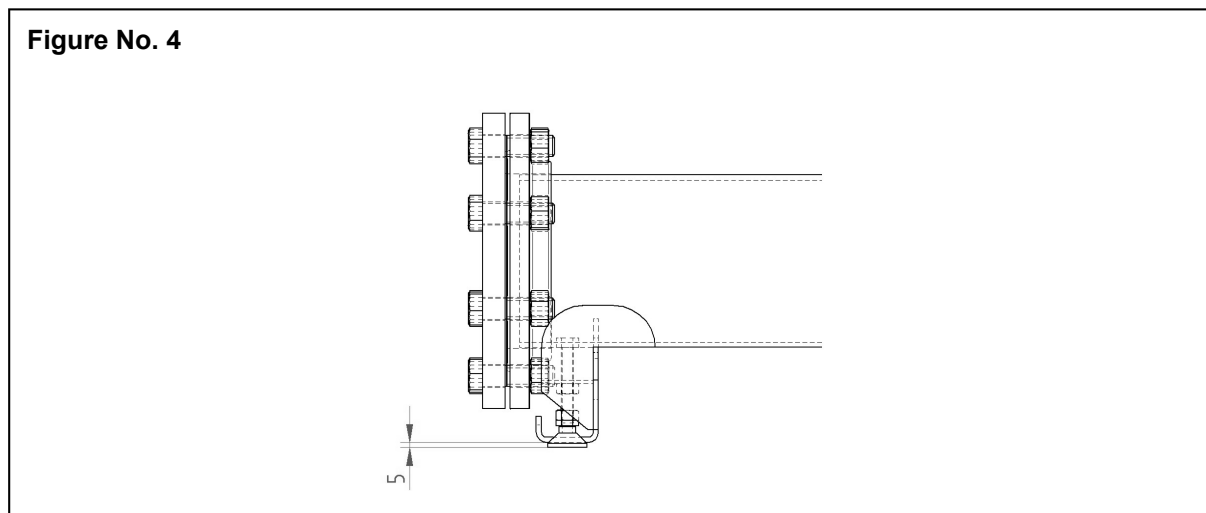
2.0 ASSEMBLY INSTRUCTIONS

2.1.1 Manoeuvre Manifold Assembly to its approximate correct final position in plant room directly behind boiler. See figures 1 or 2 on opposite page.

Note: The base of the manifold has been purposely designed so that a standard pallet truck can be used for manoeuvring purposes. Furthermore, the base of the water manifold does not butt up to the back of the boiler but should be spaced approximately 40-50mm from it. See Figure 3.



2.1.2 Once assembly has been satisfactorily positioned turn the adjusting screws on the swivel feet (M12 fixings) until the base assembly is raised approximately 5mm from the plant room floor as indicated in Figure 4.



2.1.3 Secure flexible hoses to the 2½" water connections in back of boiler.

2.1.4 Fit one half of 1¼" self aligning unions supplied to the gas connections in back of boiler.

2.1.5 Fit other half of 1¼" self aligning unions to gas pipe supplied with water manifold assembly.

2.1.6 Gas pipe can be orientated so that gas supply can be at top or bottom so choose at which end the gas supply will be fitted then orientate the gas pipe to suit, then secure unions.

2.1.7 If plant room floor is uneven, adjust swivel feet until a satisfactorily level assembly has been achieved.

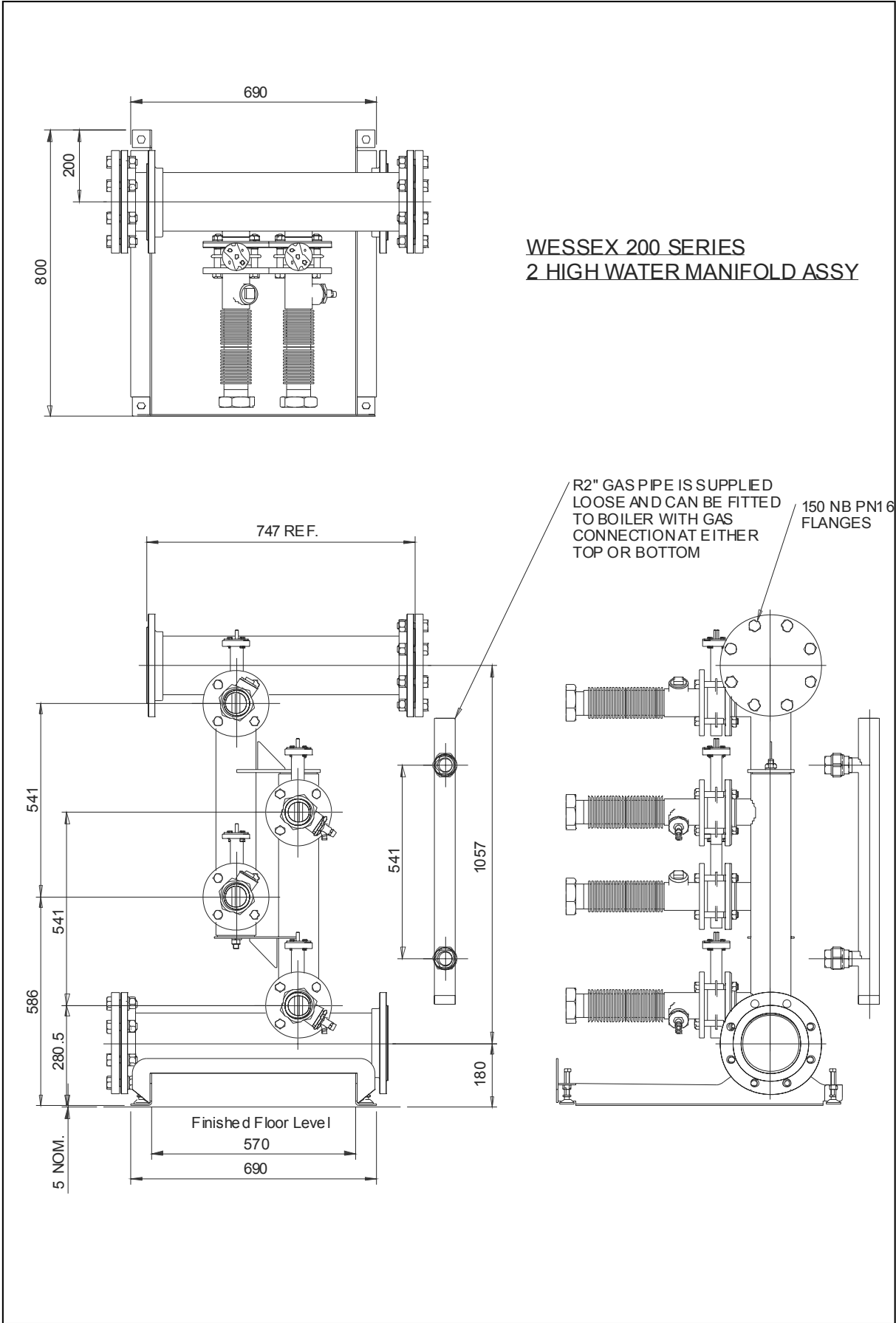


Figure 5 - WESSEX MODUMAX 200 SERIES 2 HIGH WATER MANIFOLD ASSEMBLY (ALL DIMENSIONS IN MILLIMETRES)

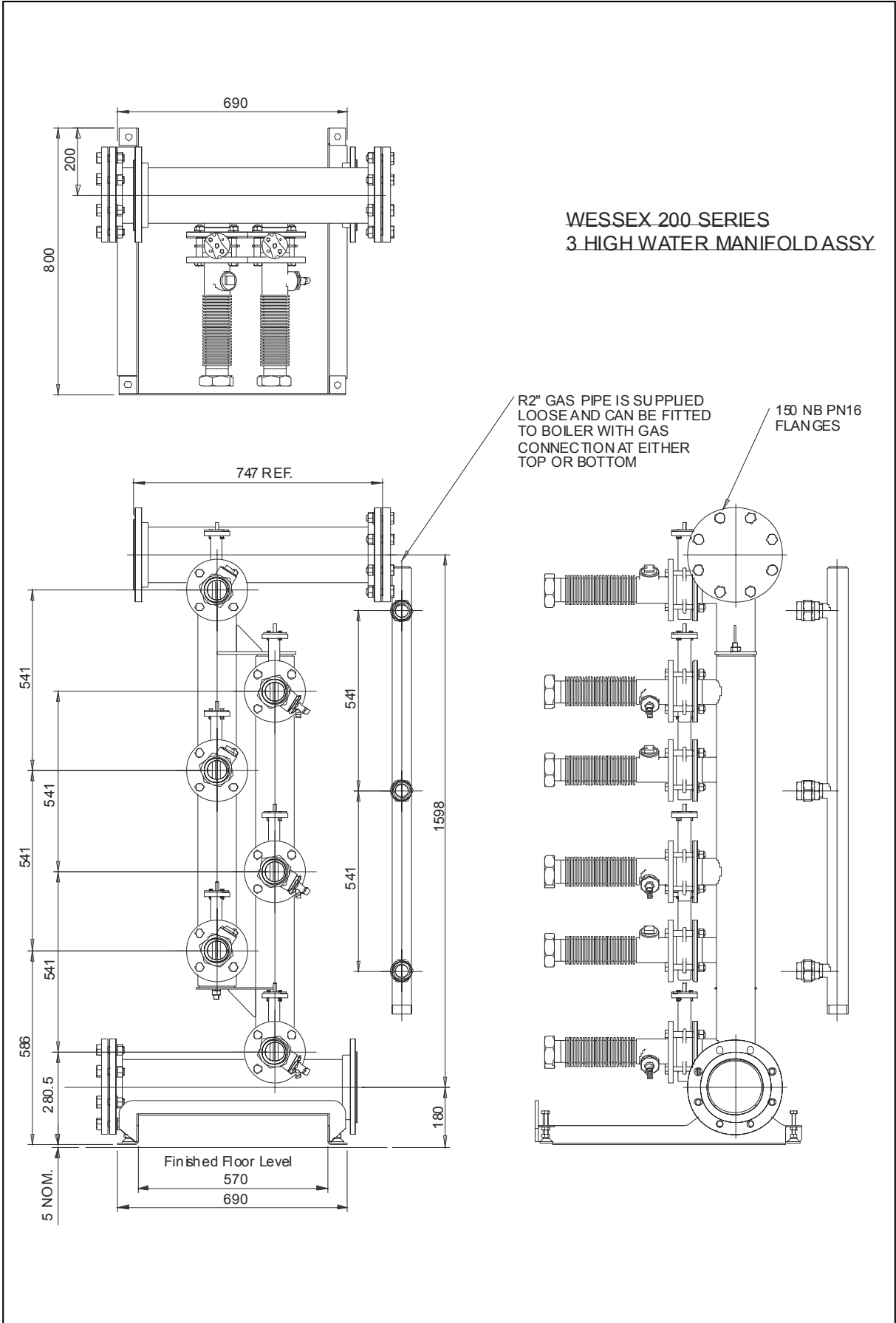
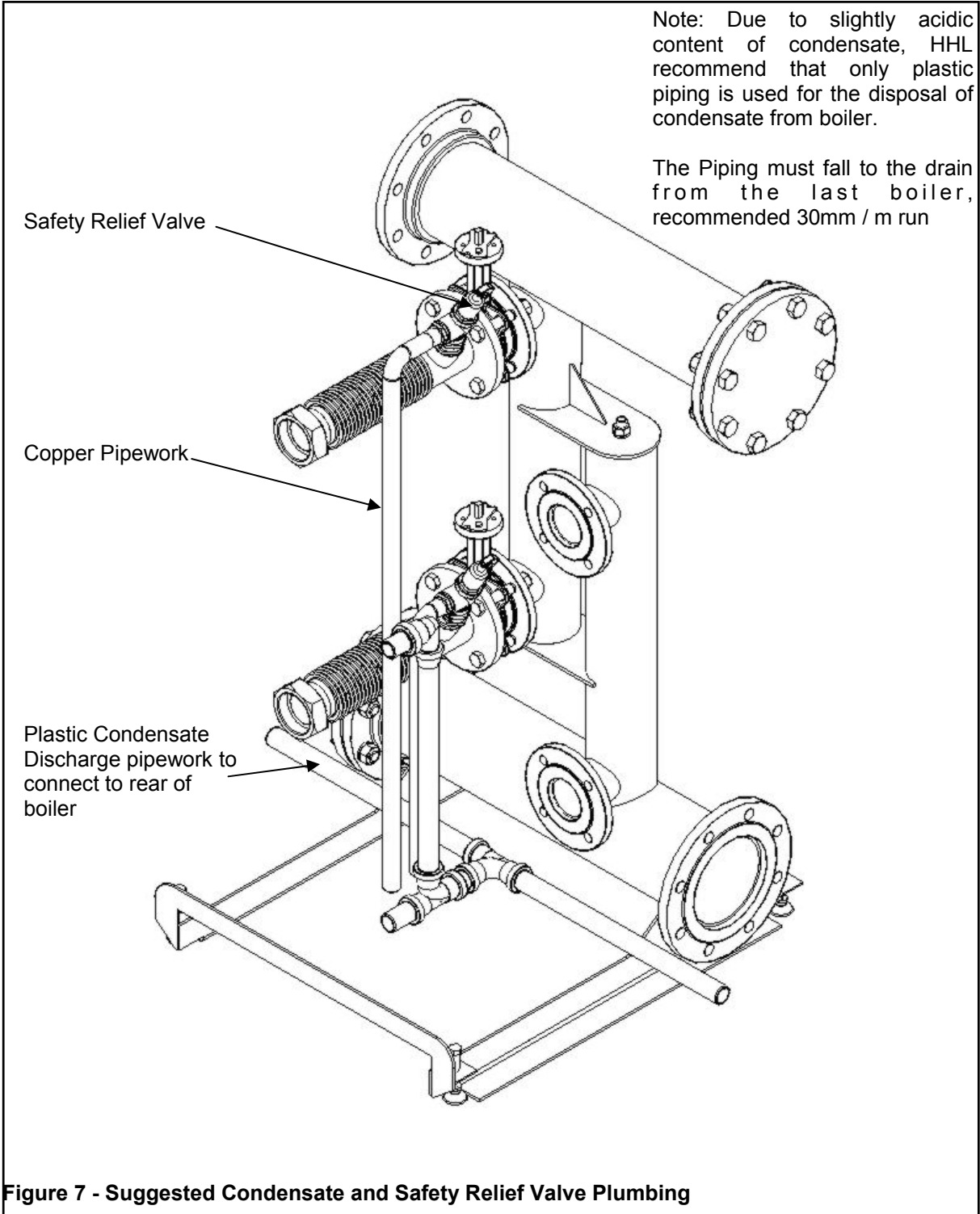



Figure 6 - WESSEX MODUMAX 200 SERIES 3 HIGH WATER MANIFOLD ASSEMBLY (ALL DIMENSIONS IN MILLIMETRES)



INSTALLER	SITE ADDRESS

Notes



Hamworthy Heating Accredited Agents

North West England

Gillies Modular Services
210-218 New Chester Road, Birkenhead, Merseyside L41 9BG
tel: **0151 666 1030** fax: **0151 647 8101**

Southern Ireland

HEVAC Limited
Naas Road, Dublin 12, Ireland
tel: **00 353 141 91919** fax: **00 353 145 84806**

Northern Ireland

HVAC Supplies Limited
Unit A6, Dargan Court, Dargan Crescent, Belfast BT3 9JP
tel: **02890 777737** fax: **02890 771233**

Scotland

McDowall Modular Services
14-46 Lomond Street, Glasgow, Scotland G22 6JD
tel: **0141 336 8795** fax: **0141 336 8954**

North East England

Allison Heating Products
12 Sunnyside Lane, Cleadon Village, Sunderland SR6 7XB
tel: **0191 536 8833** fax: **0191 536 9933**



Customer Service Centre

Hamworthy Heating Limited,
Fleets Corner, Poole,
Dorset BH17 0HH.

Telephone: **0845 450 2866**

Fax: **01202 662522**

Email: **aftersales@hamworthy-heating.com**

Website: **www.hamworthy-heating.com**